


COMHAIRLE CATHRACH BHAILE ÁTHA CLIATH



Miontuairiscí Chruinniú Buiséid a tionóladh ar 19 Samhain 2018 i Seomra na Comhairle, Halla na Cathrach, Cnoc Chorcaí ag 6.15 i.n. I Láthair an tArdmheara Nial Ring sa chathaoir

Attendance:

Comhairleoir:

Chris Andrews
Janice Boylan
Claire Byrne
Anthony Connaghan
Ciaran Cuffe
Daithí Doolan
Anne Feeney
Gary Gannon
Deirdre Heney
Andrew Keegan
Frank Kennedy
Micheal Mac Donncha
Ray McAdam
Ruairi McGinley
Andrew Montague
Michael Mullooly
Michael O'Brien
Larry O'Toole
Eilis Ryan
Sonya Stapleton

Comhairleoir:

Kieran Binchy
Tom Brabazon
Cathleen Carney Boud
David Costello
Hazel De Nortuin
Pat Dunne
Declan Flanagan
Alison Gilliland
Jane Horgan-Jones
Teresa Keegan
Dermot Lacey
Tina McVeigh
Paul McAuliffe
Seamas McGrattan
Edel Moran
Criona Ni Dhalaigh
Damian O'Farrell
Cieran Perry
Norma Sammon

Comhairleoir:

Paddy Bourke
Christy Burke
Brendan Carr
Patrick Costello
Daithi De Roiste
Gaye Fagan
Mary Freehill
Paul Hand
Vincent Jackson
Greg Kelly
John Lyons
Sean Paul Mahon
Paddy McCartan
Ray McHugh
Rebecca Moynihan
Naoise O'Muire
Ciaran O'Moore
Noeleen Reilly
Paddy Smyth

Oifigigh

Paul Bruton
Anthony Flynn
Brendan Kenny
Terence O'Keeffe
Richard Shakespeare

Oonagh Casey
Brian Germaine
Hugh McKenna
Kathy Quinn

Enda Currid
Owen P. Keegan
Fintan Moran
Deirdre Ni Raghallaigh

- 1 The Lord Mayor invited Ms Kathy Quinn, Head of Finance, to speak on the budget proposals. She began by thanking the Members for their co-operation in the budget preparatory process and also thanked all her staff for their hard work. She then gave a presentation on the budget proposals before the meeting. For full details see **Appendix A** to these Minutes. Discussion of the proposed draft budget then followed.

To determine the vacancy refund for the local financial year ending 31st December 2019 at 40% - it was moved by Councillor R McGinley and seconded by Councillor S McGrattan as follows - "It is hereby resolved under section 71 of the Local Government (Dublin) Act 1930 as amended by section 31 of the Local Government Reform Act 2014 that owners of vacant premises which are located within all nine Dublin City Local Electoral Areas shall be entitled to claim and receive 40% (forty percent) rates refund for the 2019 local financial year and that the proportion of rates refund shall operate within the meaning of section 14(1) of the Act". The resolution was put and carried.

- 2 By resolution to adopt such Draft Budget either with or without amendment and to determine in accordance with such Budget as so adopted the annual rate on valuation to be levied for the several purposes in such Budget. It was proposed by Councillors R McGinley, S McGrattan, D Lacey and C Cuffe, "That the Budget for the local financial year ending 31st December, 2019 and set out in report No.291/2018 be and is hereby amended by Dublin City Council by an Increase/decrease in expenditure of:€1,310,000 as follows :
- Traffic Management B0601 €30,000
 - Public Conveniences C0401 €200,000
 - Area Discretionary Fund J0801 €1,080,000

Funded by a net increase in income of €1,310,000 as under":-

- Reduction in Waste Management Charge -€400,000
- Increase in Payroll Grant +€1,711,498
- Reduction in Local Authority Fire Brigade Contribution -€961,498
- Increase in IPB Dividend +€960,000

	SUB-SERVICE	REDUCTION	INCREASE
<u>EXPENDITURE</u>		€	€
Division A			
Division B	B0601		30,000
Division C	C0401		200,000
Division D			
Division E			
Division F			
Division G			
Division H			
Division J	J0801		1,080,000
<u>INCOME</u>			
Division A	A0301	400,000	
Division B			
Division C			
Division D			
Division E	E1101		853,103
Division F			
Division G			
Division H	H1101		856,897
Division J			

The Motion was put to a vote and carried.

1. As this approved motion superseded any other motion that might propose to defer or further amend the draft budget, were deemed to have fallen.
 2. It was proposed by Councillor S McGrattan and seconded by Councillor R McGinley “That Dublin City Council hereby adopts the Budget for the local financial year ending 31st December, 2019 as set forth in **Tables A and B** attached hereunder, amended appropriately as set out at Item 3 above (**Motion as set out in Appendix B**).” The motion was put and carried.
 3. It was proposed by Councillor R McGinley and seconded by Councillor S McGrattan “That Dublin City Council hereby determines in accordance with the said Budget, appropriately amended, as adopted, the annual rate on valuation of **0.261** to be levied in the City of Dublin for the several purposes specified in the said adopted Budget as appropriately amended for the local financial year ending 31st December, 2019” The motion was put to a vote and was carried.
- 3 Noting of Report No. 292/2018 of the Chief Executive - Programme of Capital Projects for 2019 - 2021.
- Consideration of Report No 292/2018 of the Chief Executive – Programme of Capital Projects for 2019 – 2021. It was proposed by Councillor C O’Moore and seconded by Councillor R McHugh “That Dublin City Council notes the contents of Report No. 292/2018, Capital Projects for 2019 – 2021” The motion was put and carried.

The Lord Mayor thanked the Members, the Chief Executive, the Head of Finance and her staff for all their efforts to arrive at an agreed budget. The meeting concluded at 7.30pm.

Draft Revenue Budget 2019 Capital Programme 2019–2021

Statutory Budget Meeting

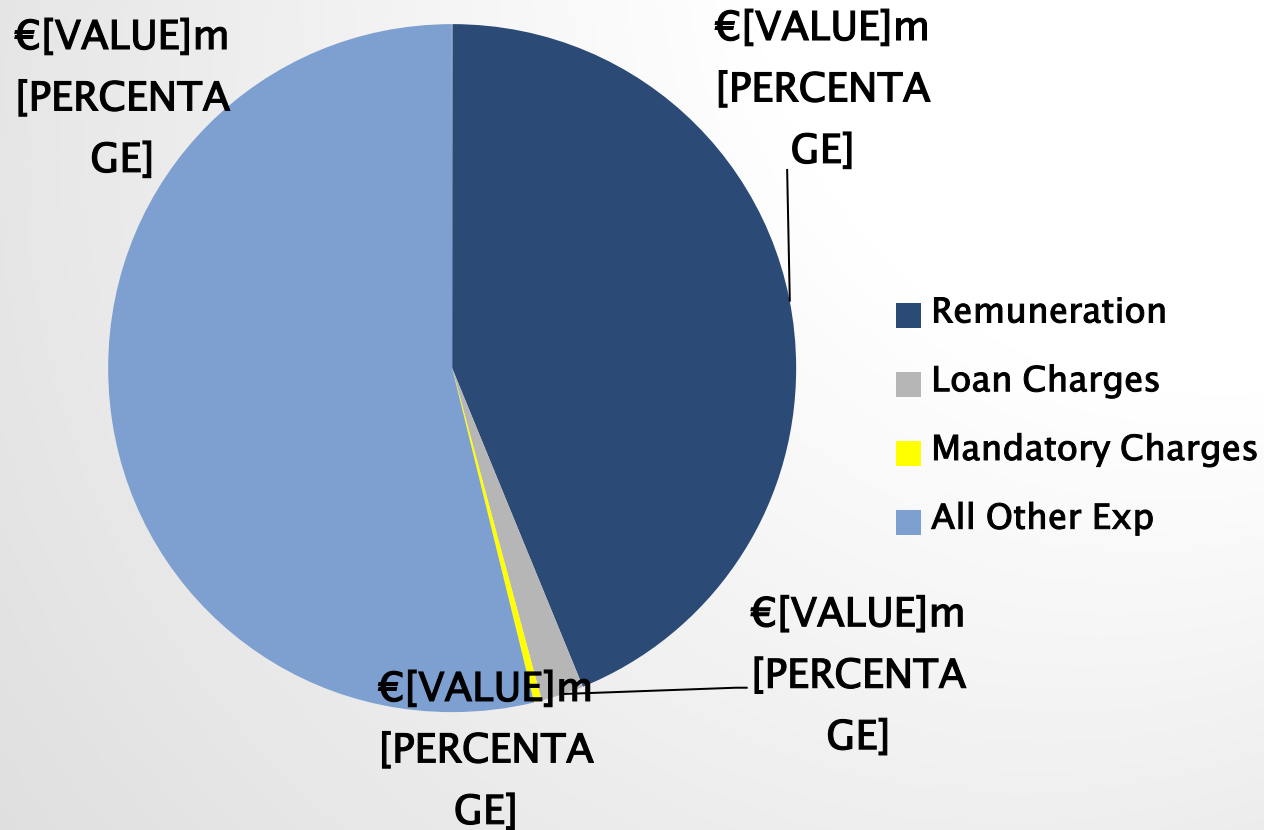
November 19th 2018

Draft Budget Summary 2019

	Adopted 2018 €m	Draft 2019 €m	Movement €m
Gross Expenditure	917.4	969.6	52.2
Gross Income	551.9	588.8	36.9
Net Expenditure	365.5	380.8	15.3
Funded By			
Net Credit Balance	17.6	19.5	1.9
Commercial Rates	324.8	338.2	13.4
LPT	23.1	23.1	0
Total	365.5	380.8	15.3

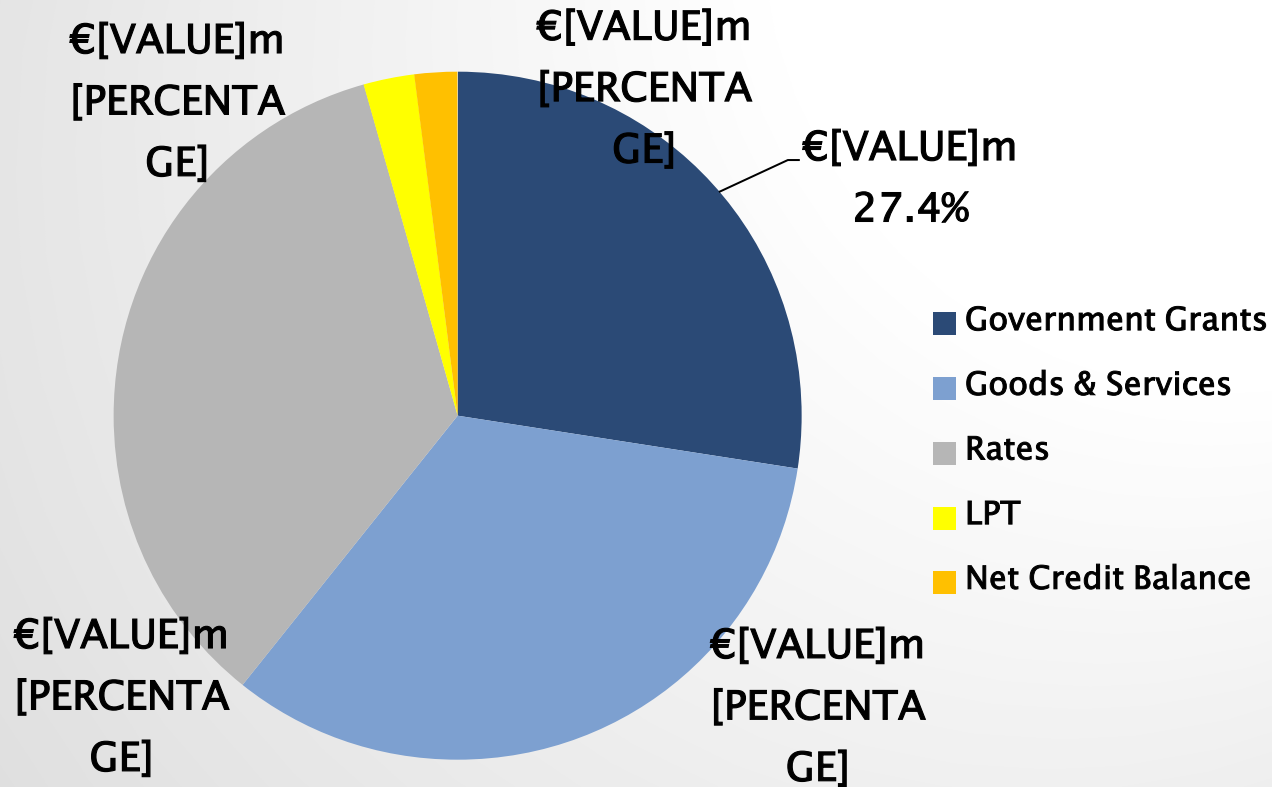
Estimated Gross Expenditure Elements 2019

Page 7



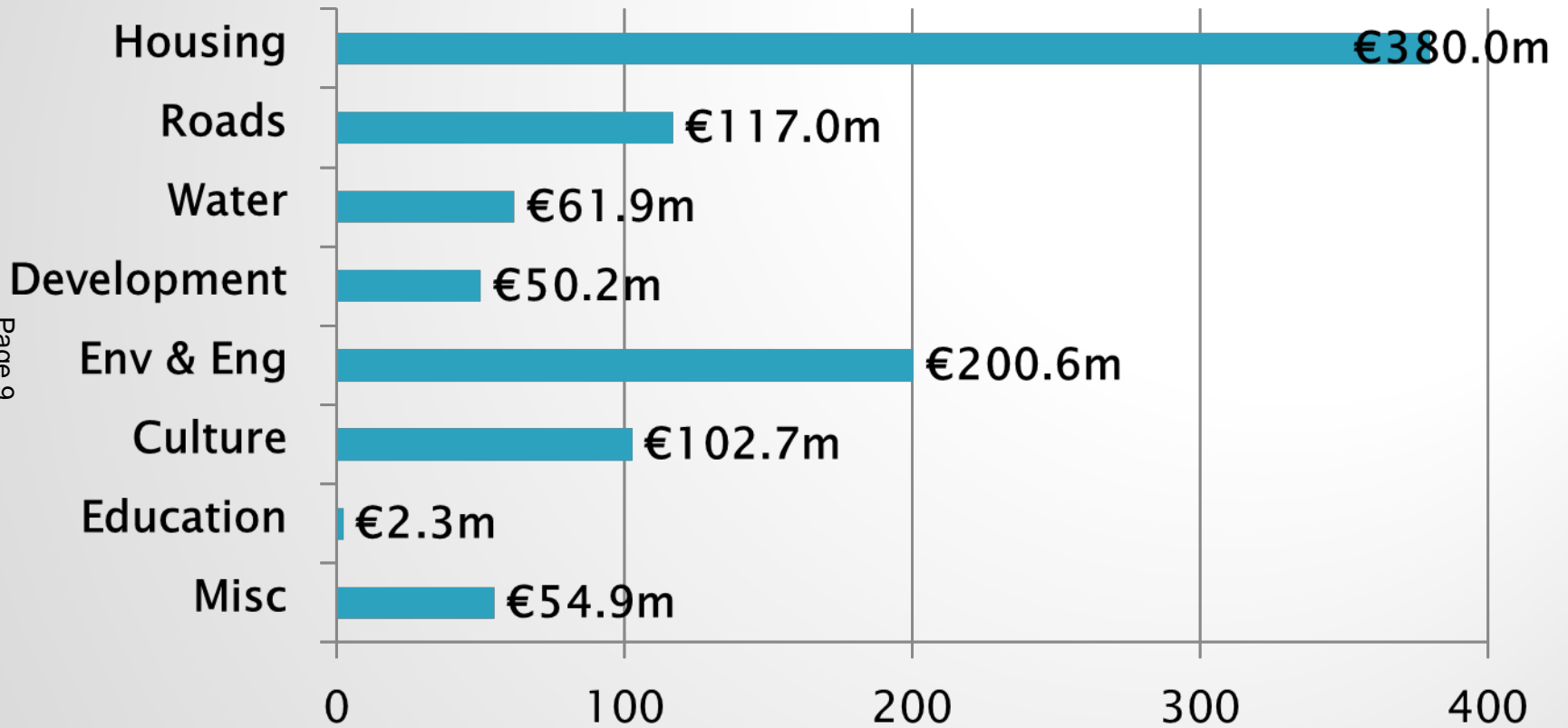
Total: €969.6m

Estimated Sources of Funding 2019



Total: €969.6m

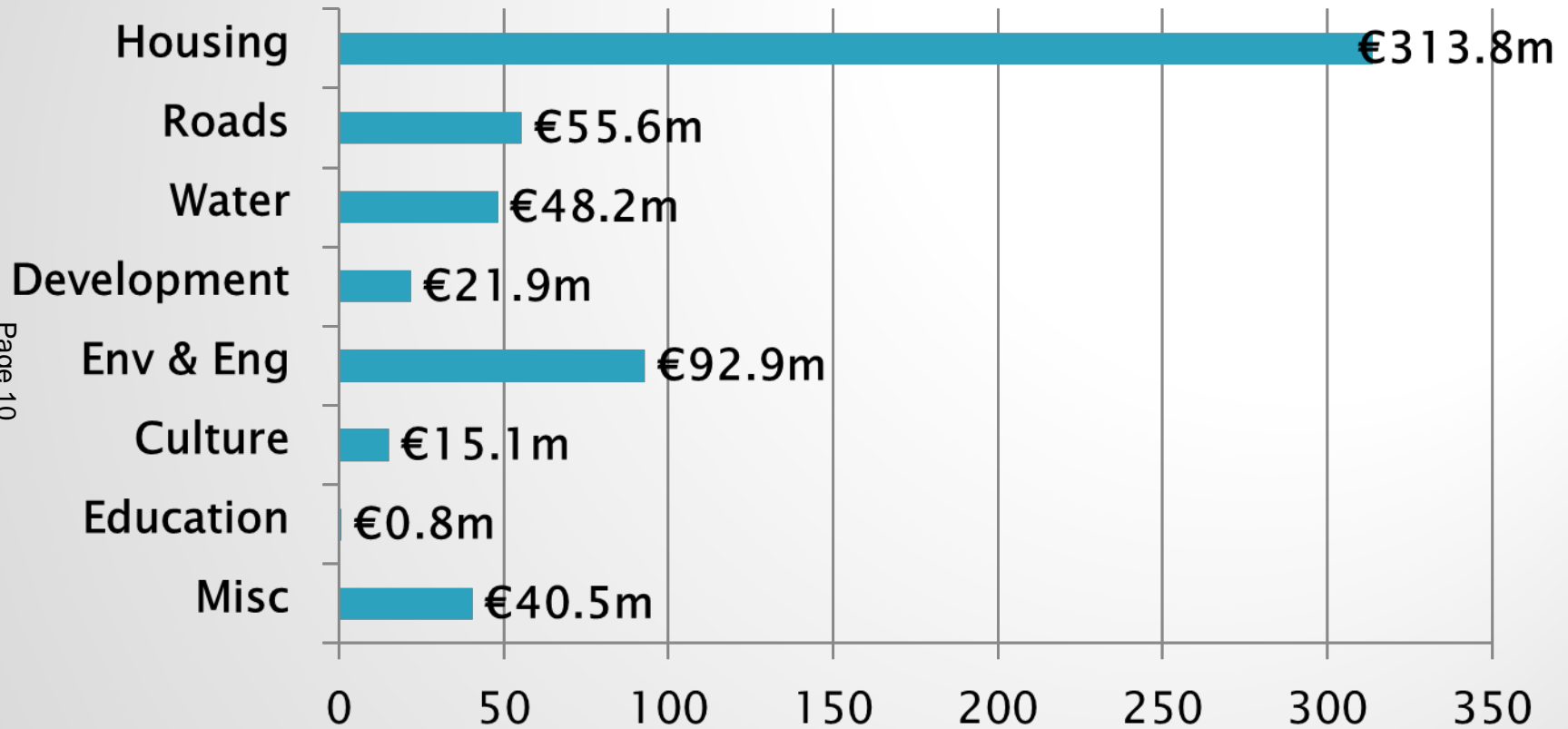
Estimated Gross Expenditure 2019



Page 9

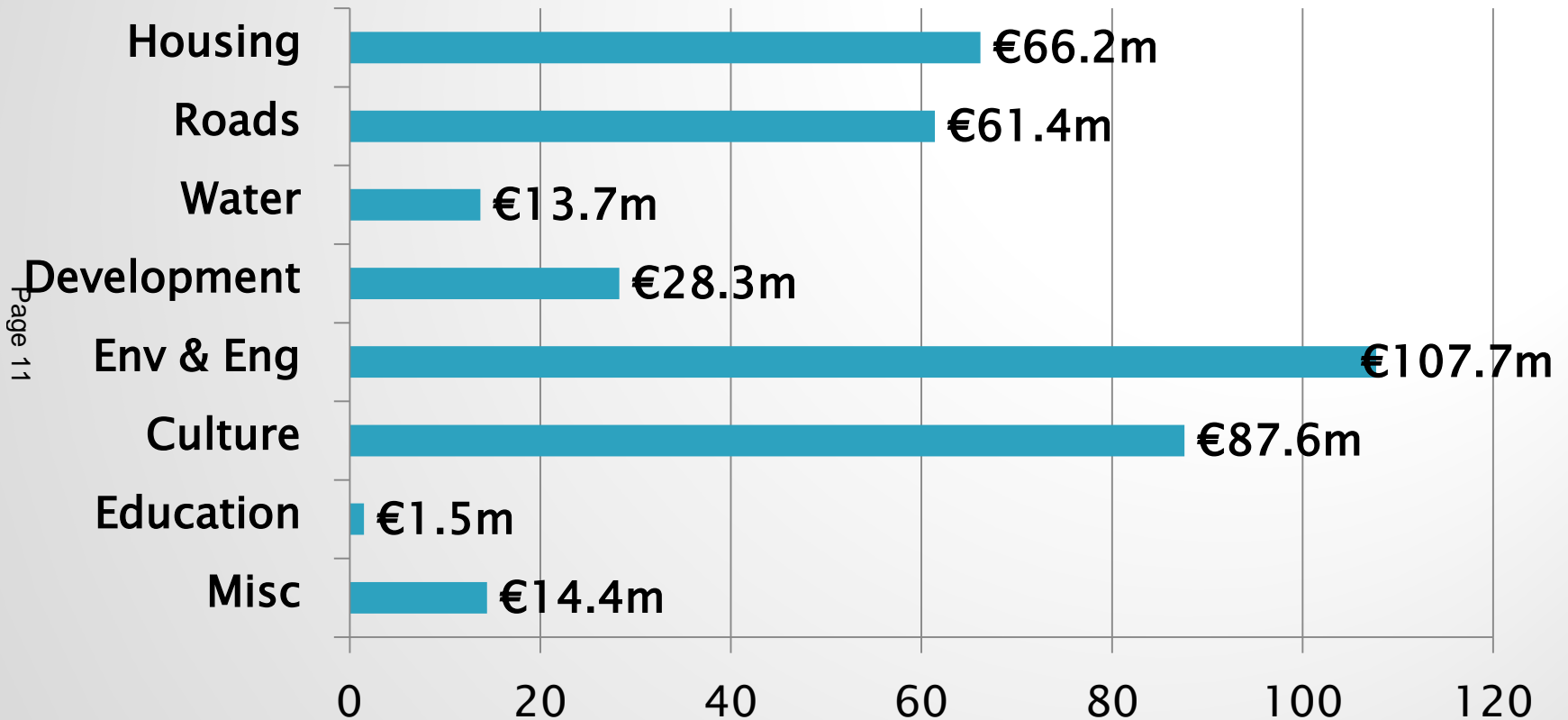
Total: €969.6m

Estimated Gross Income 2019



Total: €588.8m

Estimated Net Expenditure 2019



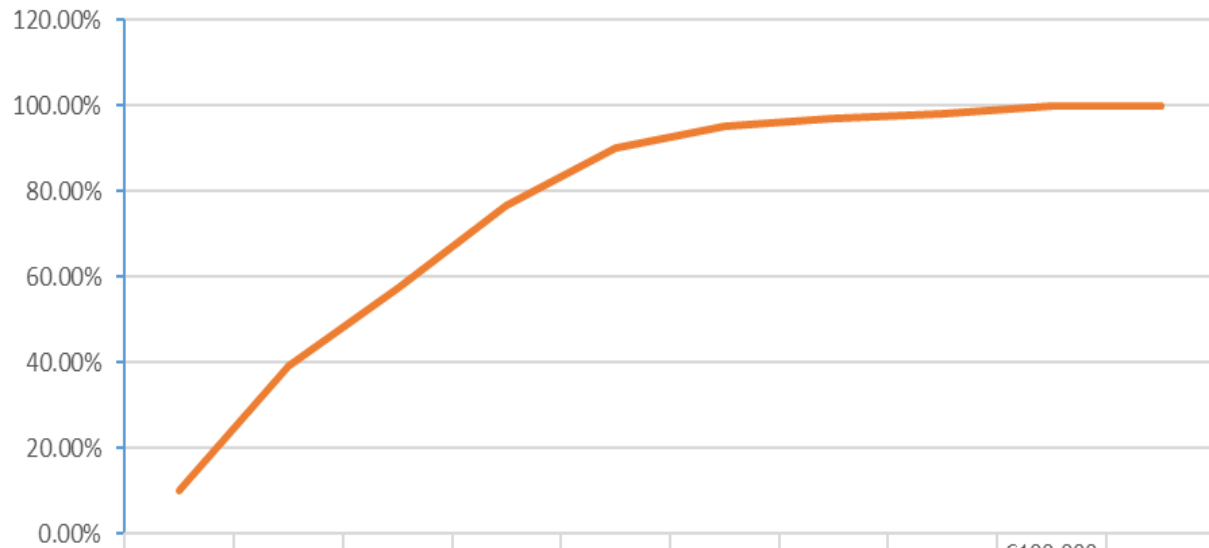
Total: €380.8m

Commercial Rates

	€m
Rates Income 2018	324.3
Budgeted Rates Income 2019	<u>338.2</u>
Increased Income 2019	13.9
Rates Increase (ARV 0.258 to 0.261)	3.8
Buoyancy 2019	<u>11.1</u>
	13.9

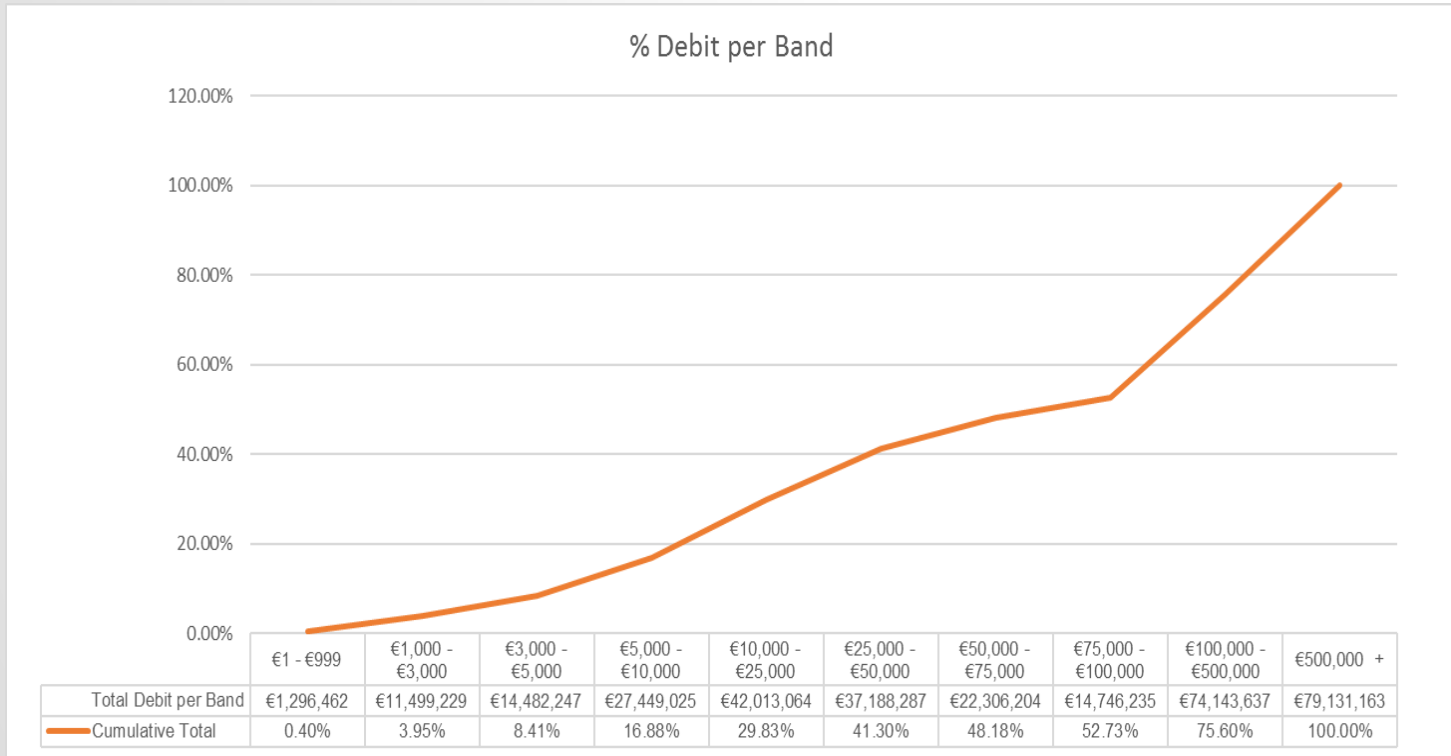
Rate Payers per Rates charge band

% Rate Payers per Charge



	€1 - €999	€1,000 - €3,000	€3,000 - €5,000	€5,000 - €10,000	€10,000 - €25,000	€25,000 - €50,000	€50,000 - €75,000	€75,000 - €100,000	€100,000 - €500,000	€500,000 +
No Of Accounts	2107	5924	3718	3902	2730	1065	372	172	377	56
 Cumulative Total	10.32%	39.32%	57.53%	76.63%	90.00%	95.22%	97.04%	97.88%	99.73%	100.00%

Debit paid per Rates charge band



Rates Vacancy Refunds

- ▶ Local Government Reform Act makes determining level of vacancy refund per electoral area a reserved function
- ▶ Value of refunds in 2017 €9.8m
- ▶ 2018 vacancy refund rate is 40%
- ▶ 2019 budget is based on a 40% vacancy refund rate
- ▶ Hold 2nd review in 2019

Analysis of LPT Allocation

Local Property Tax Dublin City Council 2018 and 2019			
Year:	2018	2019	Movement 18 to 19
Value of LPT Receipts estimated by Revenue Commissioners	€79,789,578	€80,060,675	€ 271,098
30% to Central Equalisation Fund	€15,957,916	€16,012,135	€ 54,220
70% LPT retained i.e assigned to DCC	€63,831,662	€64,048,540	€ 216,878
Value of 15% reduction	€11,968,437	€12,009,101	€ 40,665
LPT Available funding (if 15% reduction applied)	€51,863,225	€52,039,439	€ 176,213
Self funding (already notified by Department)	€28,778,155	€28,940,813	€ 162,658
Historic Funding (General Purpose Grant)	€ 2,667,330	€ 2,667,330	€ -
Pension Related Deduction (PRD)	€16,428,262	€16,428,262	€ -
Discretionary Funding (at 15% reduction)	€ 3,989,478	€ 4,003,034	€ 13,555

Government Grants

Grants by Department	2019	2018	2018R
Dept of Housing, Planning & Local Government	248,040,514	224,461,297	235,394,857
Community & Rural Development	9,488,000	5,406,489	9,224,829
Transport Infrastructure Ireland	2,302,600	2,456,554	2,533,243
Enterprise Ireland	1,821,223	1,687,035	2,007,141
Children & Youth Affairs	1,724,540	1,572,801	1,644,121
Health	648,823	770,993	744,860
Employment Affairs & Social Protection	600,000	684,662	500,000
Other Departments	400,057	320,400	705,287
Defence	388,000	385,000	388,000
Transport, Tourism & Sport	259,928	247,550	394,028
National Transport Authority	225,000	280,000	210,086
Justice & Equality	171,695	162,024	312,288
Culture, Heritage & the Gaeltacht	153,000	141,320	632,695
Agriculture, Food & The Marine	50,000	50,000	50,000
	266,273,380	238,626,125	254,741,435

Analysis of main goods & services income in Dublin City Council

Income Source	2019	2018	2018R
Housing Rents	85,512,500	80,761,455	83,150,000
Local Authority Contributions	68,384,278	63,918,875	66,897,071
Irish Water	44,959,788	45,389,817	41,383,161
Parking Meters	35,070,000	33,310,000	32,387,000
Agency & Recoupable Services	15,879,650	17,705,321	12,655,509
Total Analysed	249,806,216	241,085,468	236,472,741

Housing Rents

Charge Element	Proposed Increase p.w.	No. of Tenants	Income from March	Income for Full Year
Waste Management	€2	9,478	€810k	€980k
Subsidiary Income Earners	€2	10,741	€930k	€1,210k

Parking Meters

Charge Zone	Current Charge	Proposed Charge	Income from July	Income for Full Year
Yellow Zone	€2.90	€3.20	€1.0m	€2.0m
Red Zone	€2.40	€2.60	€0.5m	€1.0m

Payroll Elements

Payroll Elements	2019	2018	2018R
	€m	€m	€m
Wages	172.0	165.8	164.9
Salaries	151.4	145.5	136.0
Pensions	88.0	85.3	83.3
Gratuities	13.4	11.9	13.5
Total	424.8	408.5	397.7

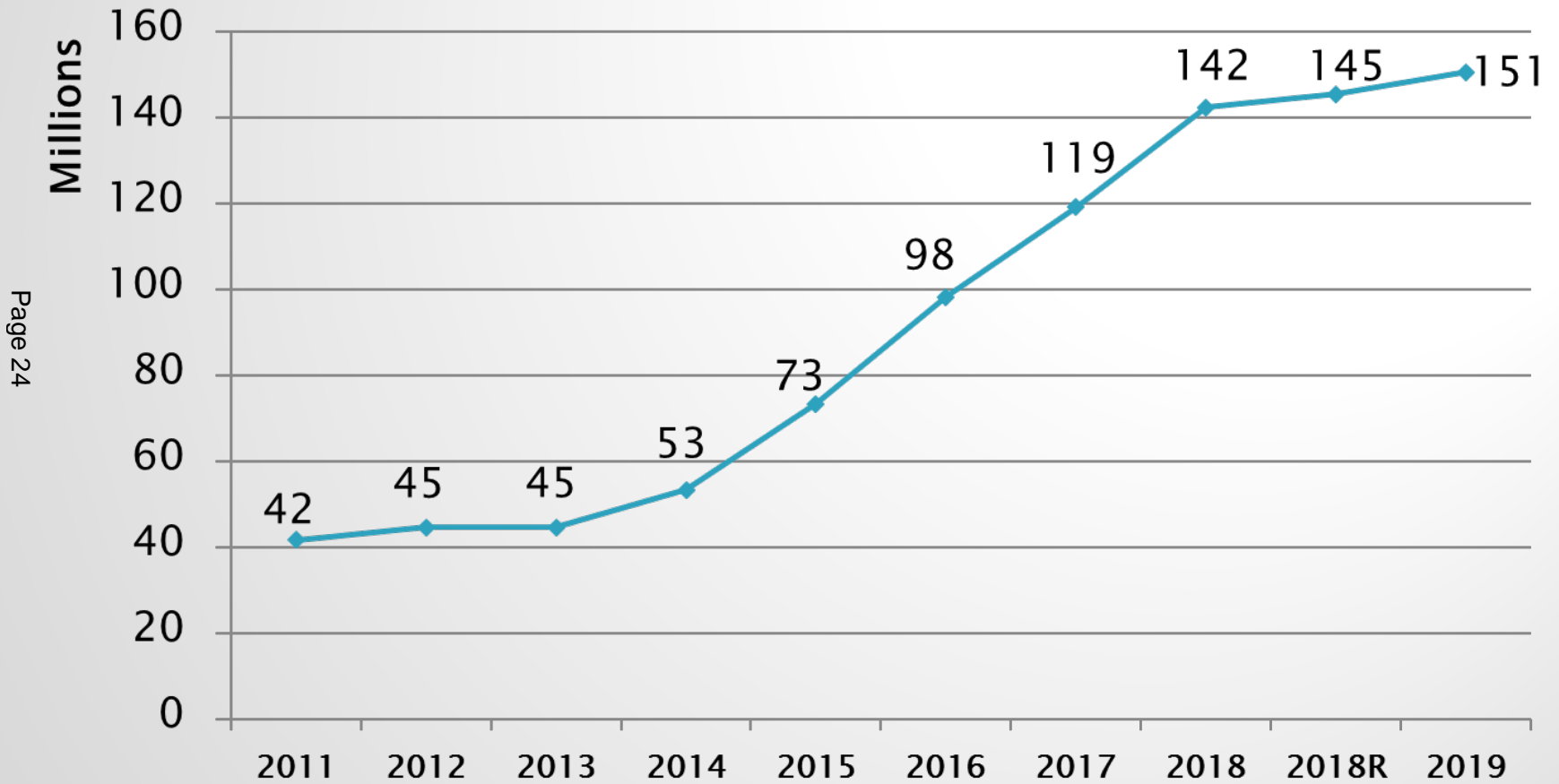
Payroll Compensation Analysis

Increased Pay Cost due to National Pay Agreement		22,775,757
Compensation per Draft Budget	17,037,160	
Notified Compensation	<u>19,714,658</u>	
Excess over Budget	2,677,498	
Fire Brigade Pay Accrual 2017	<u>966,000</u>	
2019 Additional Payroll Compensation		<u>1,711,498</u>
Dublin City Council	750,000	
Dublin Local Authorities	<u>961,498</u>	
		<u>1,711,498</u>

Analysis of Homeless Expenditure

	2019 - Estimated		2018 - Adopted		2018 - Revised	
	€ Budget	% Share	Budget	% Share	Budget	% Share
S10 Expenditure	149,926,520	100.0%	141,536,084	100.0%	144,895,669	100.0%
<u>Income</u>						
DoHP&LG	126,899,740	84.6%	117,295,093	82.9%	120,752,938	83.3%
Dublin LA's	7,250,000	4.8%	6,020,000	4.3%	6,020,000	4.2%
Other (HSE/Health & Misc)	1,028,205	0.7%	1,154,074	0.8%	1,055,814	0.7%
Total Income	135,177,945	90.2%	124,469,167	87.9%	127,828,752	88.2%
DCC Contribution	14,748,575	9.8%	17,066,917	12.1%	17,066,917	11.8%
Total Expenditure	149,926,520	100.0%	141,536,084	100.0%	144,895,669	100.0%

Expenditure on Homelessness



Area Discretionary Funding

Year	Total Value of Area Discretionary Fund (€m)
2014	1.0
2015	1.4
2016	4.6
2017	5.0
2018	6.3
2019	5.0

Ballymun Social Regeneration Fund

	Service Spend	Govt Funding	DCC Funding
	€m	€m	€m
2016	1.700	1.700	0.000
2017	1.700	1.700	0.000
2018	1.700	1.275	0.425
2019	1.700	0.850	0.850

2019 Service Initiatives

- ▶ Staff recruitment
- ▶ Loan repayments of €3.9m to fund Housing Capital Projects
- ▶ €1.8m for roads maintenance contract works programme
- ▶ Events €600k
- ▶ Revised parking enforcement control

Rate on Valuation Movement

	Y2010	Y2011	Y2012	Y2013	Y2014	Y2015	Y2016	Y2017	Y2018	Y2019
ARV	-2%	-0.69%	-1.7%	-0.5%	-0.4%	-0.5%	0.0%	+0.78%	0.0%	+1.1%

Roads Maintenance Budget

	Y2014	Y2015	Y2016	Y2017	Y2018	Y2019
Revenue	4,578,717	3,895,318	4,895,320	5,175,305	5,675,305	7,512,584
Capital	500,000	2,541,746	1,484,855	2,204,855	3,000,000	4,500,000
	5,078,717	6,437,064	6,380,175	7,380,160	8,675,305	12,012,584

Events Budget

Y2014	Y2015	Y2016	Y2017	Y2018	Y2019
€1.3m	€1.6m	€2.1m	€2.1m	€4.0m	€4.6m

Library Acquisitions Budget

	Y2014	Y2015	Y2016	Y2017	Y2018	Y2019
Expenditure	1,544,120	1,582,836	1,582,836	1,659,495	2,212,660	2,218,216
Population	527,612	527,612	527,612	553,615	553,615	554,554
€ Per Capita	2.93	3.00	3.00	3.00	4.00	4.00

Dublin Bikes Key Figures

Date	31/12/2015	31/12/2016	31/12/2017	31/10/2018
Annual Subscribers	57,750	68,074	67,023	67,346
Short Term Subscribers (YTD)	18,650	17,798	17,484	13,365
Journeys (YTD)	4,072,878	4,355,437	4,104,467	3,273,310
Journeys (since launch)	13,411,953	17,767,766	21,869,502	25,142,812
Stations	101	101	101	115

Waste Management

- ▶ 7 over 7 Shift Patterns – regular 7 day cleaning & litter management to all areas
- ▶ Recruitment, 100 GO's to maintain agreed staffing levels and offset retirements.
- ▶ Move from route based to area based cleaning services
- ▶ Use of the DCC CRM to enhance service delivery. To Q3 2018 dealt with 16,000 service requests
- ▶ 170 Solar Compactor bins
- ▶ Introduction of Quick response (QR)code tags
- ▶ Fleet renewal
- ▶ Organic waste recycling introduced in CA sites

Parks

- ▶ Herbert Park
- ▶ Merrion Square
- ▶ Bushy Park
- ▶ Pearse Park, Crumlin
- ▶ Tolka Valley
- ▶ Darndale
- ▶ St. Anne's
- ▶ Poppintree
- ▶ Sillogue

Capital Expenditure

Programme	EXPENDITURE 2019-2021			
	Expected Expenditure 2019	Expected Expenditure 2020	Expected Expenditure 2021	Total Expected Expenditure 2019-2021
Housing and Building	538,539,983	574,330,581	433,533,418	1,546,403,983
Road Transportation and Safety	70,894,573	105,108,136	78,420,776	254,423,485
Surface Water Drainage & Flood Relief Works	10,869,223	15,121,806	9,024,582	35,015,611
Development Incentives and Controls	35,961,708	26,702,787	33,750,988	96,415,483
Environmental Protection	7,855,924	11,725,076	26,309,000	45,890,000
Culture, Recreation & Amenity	39,798,079	28,315,020	11,791,004	79,904,103
Miscellaneous Services	45,093,237	22,813,749	4,837,871	72,744,857
TOTAL	749,012,728	784,117,155	597,667,639	2,130,797,522
%	35.2	36.8	28.0	100.0

Capital Income

Programme	INCOME 2019-2021					
	Loans	Grants	Other Income	Levies	Development Capital	TOTAL
Housing and Building	87,065,000	1,393,476,702	29,020,400	19,002,048	17,839,833	1,546,403,983
Road Transportation and Safety	0	128,995,262	44,953,643	80,074,580	400,000	254,423,485
Surface Water Drainage & Flood Relief Works	0	14,960,000	0	20,055,611	0	35,015,611
Development Incentives and Controls	0	18,190,000	11,443,582	27,417,509	39,364,392	96,415,483
Environmental Protection	0	21,709,500	24,180,500	0	0	45,890,000
Culture, Recreation & Amenity	0	12,648,826	14,282,511	50,266,695	2,706,071	79,904,103
Miscellaneous Services	0	11,192,500	20,240,069	0	41,312,288	72,744,857
TOTAL	87,065,000	1,601,172,790	144,120,705	196,816,443	101,622,584	2,130,797,522
%	4.1	75.1	6.8	9.2	4.8	100.0

Committed Projects

Programme	Expected Expenditure 2019-2021	Total Funding 2019-2021					Expected Funding 2019-2021
		Loans	Grants	Other Income	Levies	Development Capital	
Housing and Building	531,740,137	65,465,000	429,082,435	27,862,400	5,990,469	3,339,833	531,740,137
Road Transportation and Safety	202,355,610	0	125,295,262	21,893,643	54,766,705	400,000	202,355,610
Surface Water Drainage & Flood Relief Works	20,184,700	0	10,160,000	0	10,024,700	0	20,184,700
Development Incentives and Controls	49,780,183	0	190,000	10,757,282	11,779,235	27,053,666	49,780,183
Environmental Protection	4,341,000	0	1,500,000	2,841,000	0	0	4,341,000
Culture, Recreation & Amenity	54,282,573	0	9,500,687	11,390,672	31,621,214	1,770,000	54,282,573
Miscellaneous Services	63,962,957	0	11,192,500	11,458,169	0	41,312,288	63,962,957
TOTAL	926,647,160	65,465,000	586,920,884	86,203,166	114,182,323	73,875,787	926,647,160
%		7.1	63.3	9.3	12.3	8.0	100.0

New Projects

Programme	Expected Expenditure 2019-2021	Total Funding 2019-2021					Expected Funding 2019-2021
		Loans	Grants	Other Income	Levies	Development Capital	
Housing and Building	1,014,663,846	21,600,000	964,394,267	1,158,000	13,011,579	14,500,000	1,014,663,846
Road Transportation and Safety	52,067,875	0	3,700,000	23,060,000	25,307,875	0	52,067,875
Surface Water Drainage & Flood Relief Works	14,830,911	0	4,800,000		10,030,911	0	14,830,911
Development Incentives and Controls	46,635,300	0	18,000,000	686,300	15,638,274	12,310,726	46,635,300
Environmental Protection	41,549,000	0	20,209,500	21,339,500	0	0	41,549,000
Culture, Recreation & Amenity	25,621,530	0	3,148,139	2,891,839	18,645,481	936,071	25,621,530
Miscellaneous Services	8,781,900	0	0	8,781,900	0	0	8,781,900
TOTAL	1,204,150,362	21,600,000	1,014,251,906	57,917,539	82,634,120	27,746,797	1,204,150,362
%		1.8	84.2	4.8	6.9	2.3	100.0

Constraints on Capital Funding

- ▶ Exchequer Grants
- ▶ Development Levies
- ▶ Disposal of Sites
- ▶ Borrowing Capacity

Resolutions for Consideration

- ▶ Decision to vary the level of Vacancy Refund
- ▶ Adoption of Annual Budget for 2019
- ▶ Adoption of General Annual Rate on Valuation

Page 40

For noting

- ▶ Consideration of Capital Programme 2019 – 2021

It was proposed by Councillor Seamas Mac Grattan
and seconded by Councillors Ruairi McGinley

Dermot Lacey

Ciaran Cuffe

"That the Budget for the local financial year ending 31st December, 2019 and set out in report No. 291/2018 be and is hereby amended by Dublin City Council by an Increase in expenditure of €1,310,000

- Traffic Management B0601 €30,000
- Public Conveniences C0401 €200,000
- Area Discretionary Fund J0801 €1,080,000

Funded by a net increase in income of €1,310,000 as under":-

- Reduction in Waste Management Charge -€400,000
- Increase in Payroll Grant +€1,711,498
- Reduction in Local Authority Fire Brigade Contribution -€961,498
- Increase in IPB Dividend +€960,000

	<u>SUB-SERVICE</u>	<u>REDUCTION</u>	<u>INCREASE</u>
<u>EXPENDITURE</u>		€	€
Division A			
Division B	B0601		30,000
Division C	C0401		200,000
Division D			
Division E			
Division F			
Division G			
Division H			
Division J	J0801		1,080,000
<u>INCOME</u>			
Division A	A0301	400,000	
Division B			
Division C			
Division D			
Division E	E1101		853,103
Division F			
Division G			
Division H	H1101		856,897
Division J			

Proposed by:-

Ruairi McGinley *Seamas MacGrattan* *Dermot Lacey*
2 Res to amend exp Income Cllrs Mac Grattan McGinley Lacey Cuffe
Page 41
Ciaran Cuffe

